

National Assessment and Accreditation Council (NAAC) Student Satisfaction Survey Key Indicator - 2.7.1 Under Criterion II of Teaching – Learning and Evaluation

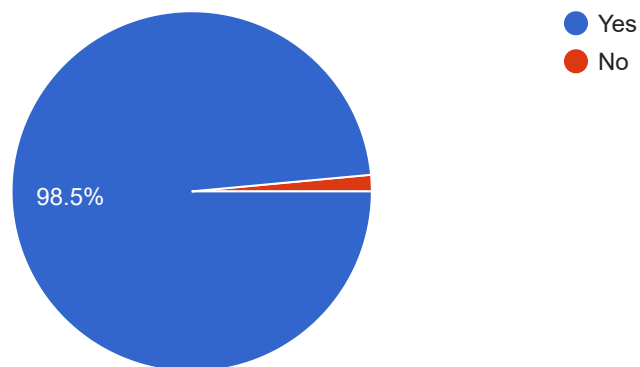
2,814 responses

[Publish analytics](#)

A) Please confirm this is the first and only time you answer this survey.

 [Copy](#)

2,781 responses



B) Age:

2,814 responses

22

21

23

19

18

20

24

25

26

27

17

28

29

30

32

33

36

38

31

35

34



37

40

16

19

43

44

39

20 years

18 years

19 years

18+

22year

45

21 year

42

22 years

24 year

21

46

50

19 year

17

20



22 year

20 year

38 year

20 years

30

22 year

22

41

19 year

19 वर्ष

30-07-2005

23 2 2001

19+

2020

30 year

26/ Gopal Bareth

10

39

04 January 2003

२४

30 July 2005

20 years old

61 वर्ष



25 year

47

22 Years old

31 year

19 years

10/08/1993

36yr

17th

18.5

40 year

21 years

18 year

20 runing

27years

24

48

18 years

41 year

19/07/1989

23 years

36 year

18 year

25 yrs



28year

06/07/1994

25 years

देवाराम गरासिया जन्म दिनांक 06/07/1994

23

18 Years

30 years

57

18/6/2003

18

33 more responses are hidden



C) College Name:

2,814 responses

Mlsu

MLSU

University college of law

University College of Law

University College of law

Mlsu

Mlsu law college

Mohanlal sukhadia University

University college of law

UCSSH

University College of Law, MLSU

University college of science

Mlsu udaipur

Mohanlal sukhadiya University

Mohanlal Sukhadia University

Law college mlsu

Mohanlal Sukhadia University

University of law

Mlsu law college

Law college

Mohanlal Sukhadia University Udaipur



University college of science

MLSU Udaipur

mlsu

MLSU

Faculty of management studies

Mohan lal sukhadiya University

Law college

University College of law

Mlsu udaipur

University college of social science and humanities

College of social science and humanities

Mohanlal sukhadiya university udaipur

MLSU udaipur

Mohanlal sukhadiya university

Mohanlal sukhadiya university

UCCMS

Mohanlal sukhadia university

University College of social science and humanities

Uccms

Mohan lal sukhadiya university

University College of science

Mohanlal sukhadia university

University college of law mlsu



MLSU LAW COLLEGE

University College of Social Sciences & Humanities

Mlsu Udaipur

MLSU UDAIPUR

Mohanlal Sukhadiya University

University College of Science

MLSU Udaipur

University college of science udaipur

University college of science udaipur

Mohan lal sukhadiya University

Mohanlal sukhadiya university udaipur

University college of social science and humanities

Ucssh

UNIVERSITY COLLEGE OF LAW

University college of law, MLSU

University college of law udaipur

Law college mlsu udaipur

University College of science

University college of science mlsu

Mohanlal Sukhadia university

Mohanlal sukhadia university udaipur

Mohanlal sukhadiya University

University College of social sciences and humanities



Mohanlal sukhadia University

Mohanlal Sukhadia University Udaipur

Mlsu law

University college of Law

Mlsu law college udaipur

University College of Law

Mohanlal Sukhadiya University, Udaipur

MLSU UDAIPUR

MB college

University College of commerce and management studies

Fms

Science college Udaipur

Mohanlal sukhadia University Udaipur

Mohan lal sukhadiya university udaipur

University College Of Social Sciences & Humanities

Mlsu Udaipur

University College of Law, Udaipur

University College of law, MLSU

Law college MLSU

Law college udaipur

University college of law udaipur

University College of law mlsu

Mlsu college of law



Mohan lal sukhadiya university udaipur

University college of social sciences and humanities

Arts college

Mohanlal sukhadiya university, udaipur

Mohanlal sukhadiya University udaipur

Department of pharmaceutical science mlsu

Department of pharmaceutical science mlsu udaipur

Mb

University college of commerce and management studies

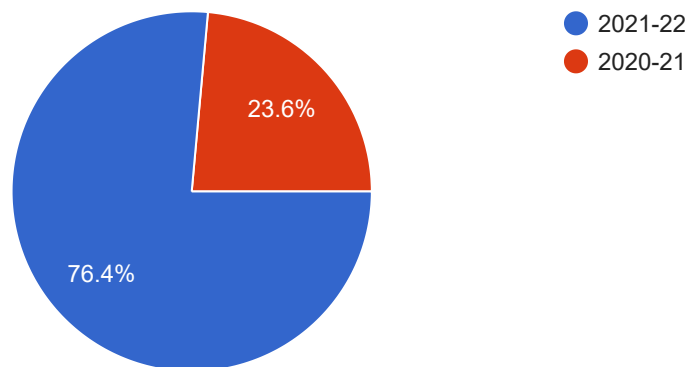
FMS

1,811 more responses are hidden

Session

 Copy

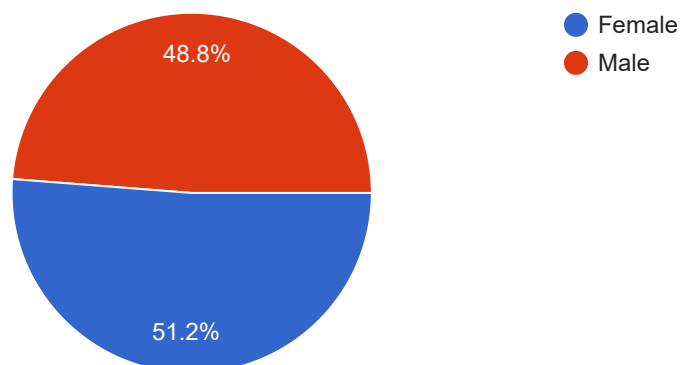
2,814 responses



D) Gender:

 Copy

2,799 responses



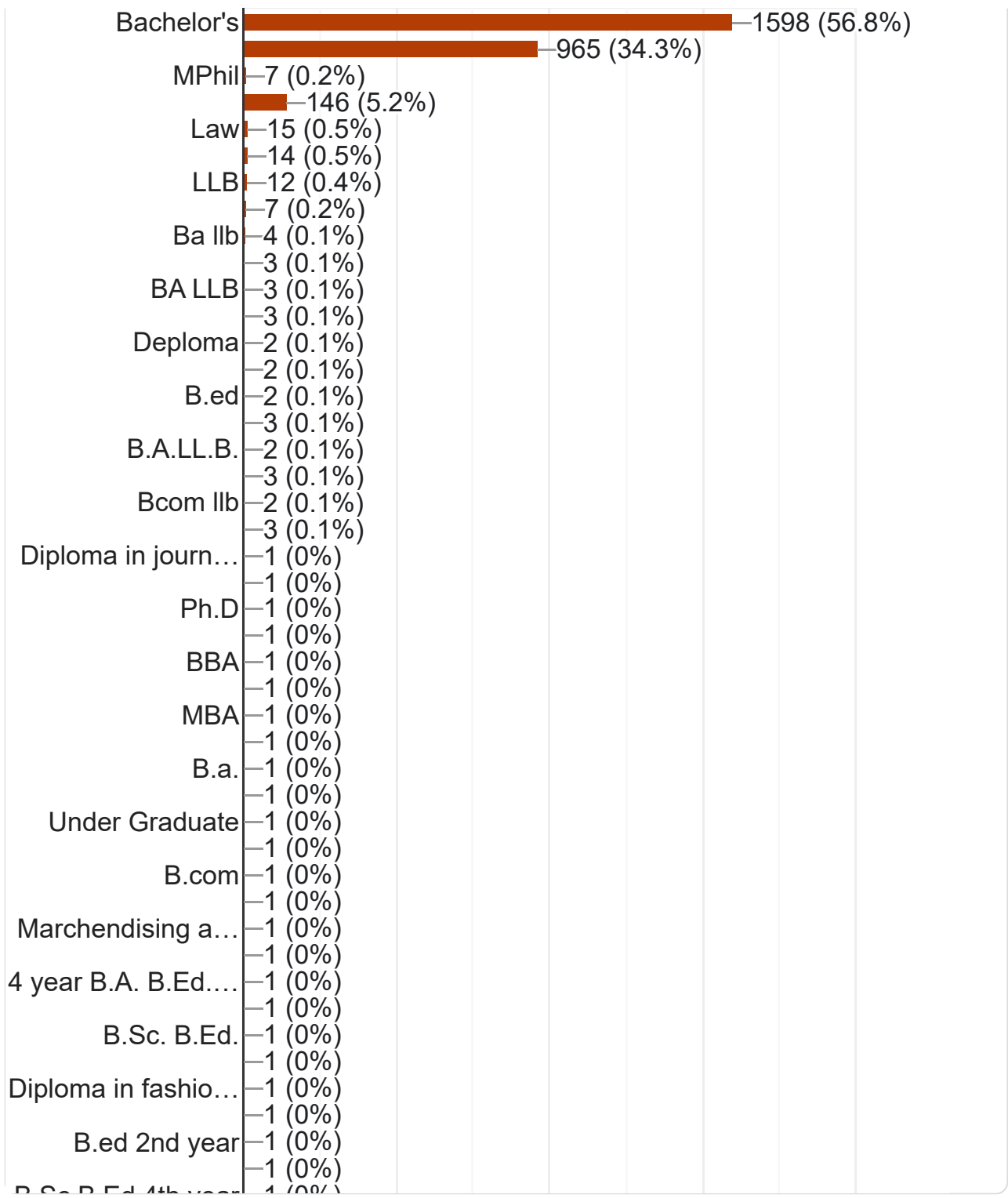
E) What degree program are you pursuing now?



Copy

2,814 responses



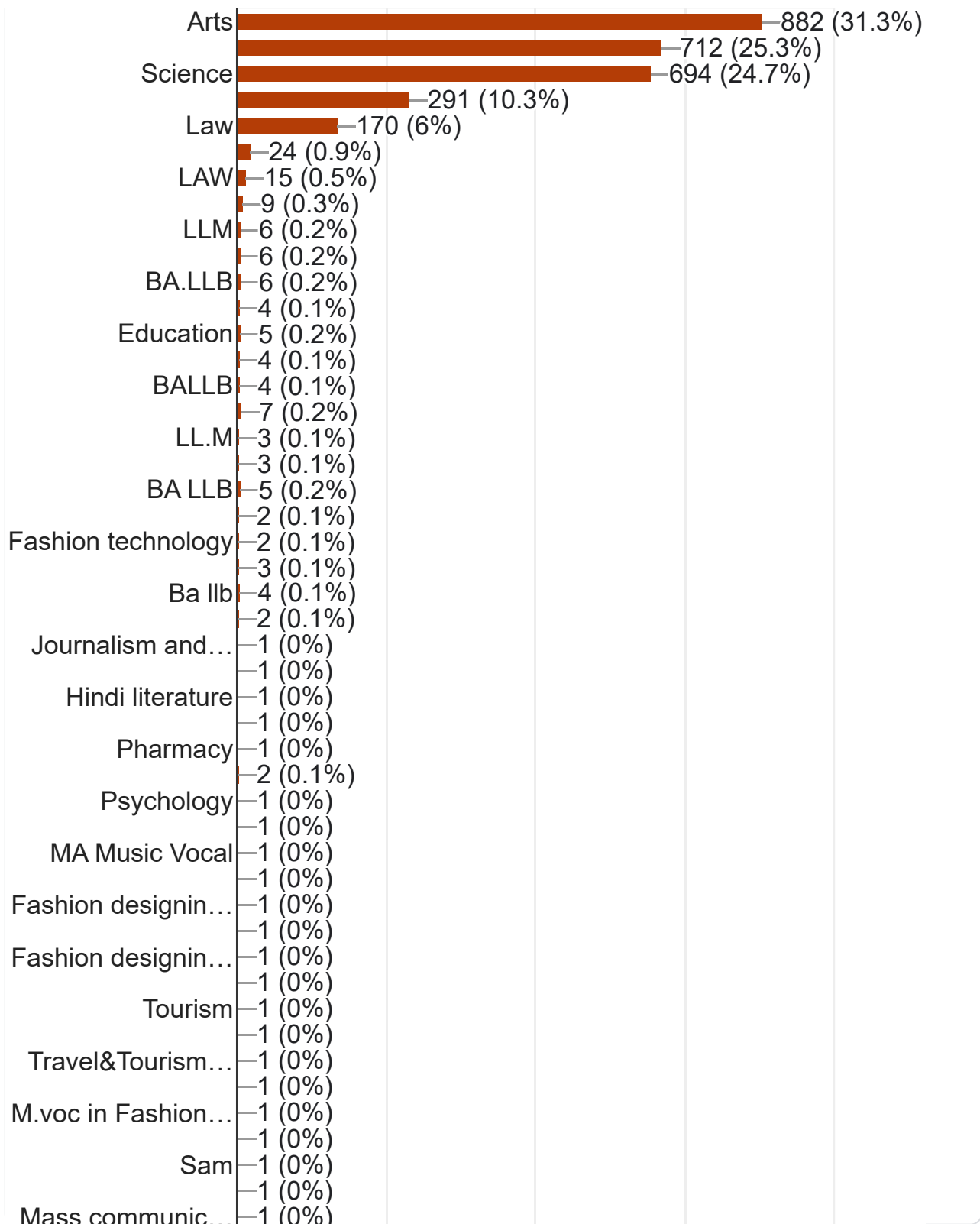


F) What subject area are you currently pursuing?

 Copy

2,814 responses





Criterion II – Teaching–Learning and Evaluation Student Satisfaction Survey on Teaching Learning Process.

Following are questions for online student satisfaction survey regarding teaching learning process.



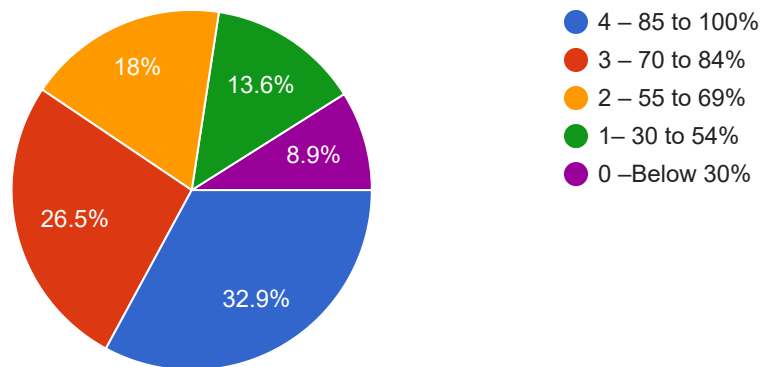
Instructions to fill the questionnaire

- All questions should be compulsorily attempted.
- Each question has five responses, choose the most appropriate one.
- The response to the qualitative question no. 21 is student's opportunity to give suggestions or improvements; she/he can also mention weaknesses of the institute here. (Kindly restrict your response to teaching learning process only)

1. How much of the syllabus was covered in the class?



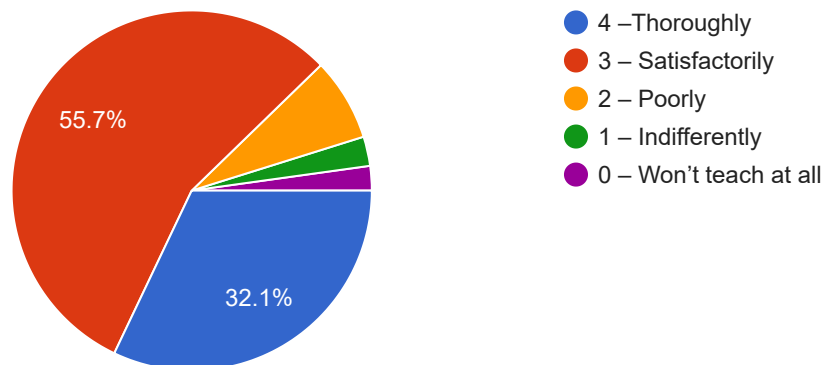
2,772 responses



2. How well did the teachers prepare for the classes?



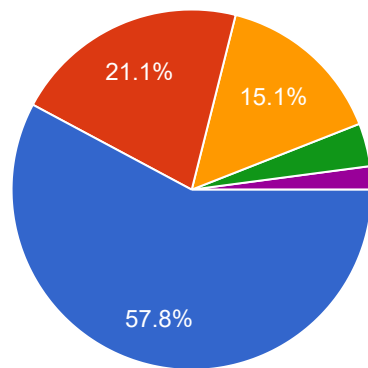
2,772 responses



3. How well were the teachers able to communicate?



2,771 responses

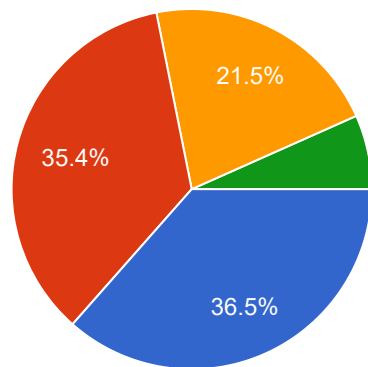


- 4 – Always effective
- 3 – Sometimes effective
- 2 – Just satisfactorily
- 1 – Generally ineffective
- 0 – Very poor communication

4. The teacher's approach to teaching can best be described as



2,775 responses

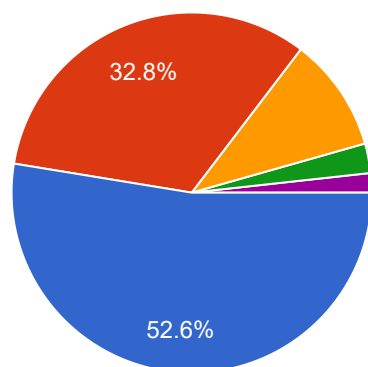


- 4 – Excellent
- 3 – Very good
- 2 – Good
- 1 – Fair

5. Fairness of the internal evaluation process by the teachers



2,752 responses



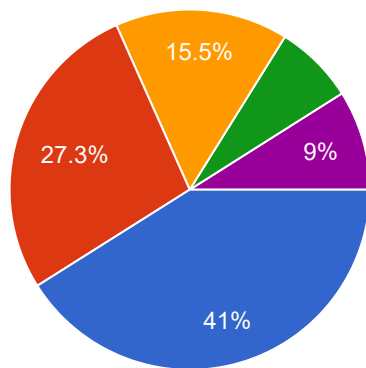
- 4 – Always fair
- 3 – Usually fair
- 2 – Sometimes unfair
- 1 – Usually unfair
- 0 – Unfair



6. Was your performance in assignments discussed with you?

 Copy

2,753 responses

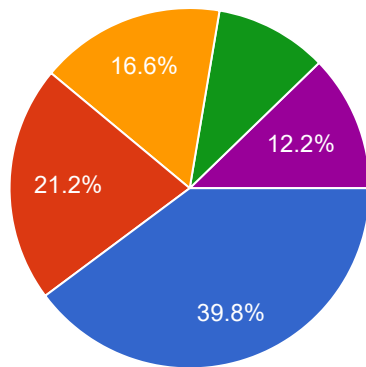


- 4 - Every time
- 3 - Usually
- 2 - Occasionally/Sometimes
- 1 - Rarely
- 0 - Never

7. The institute takes active interest in promoting internship, student exchange, field visit opportunities for students.

 Copy

2,743 responses

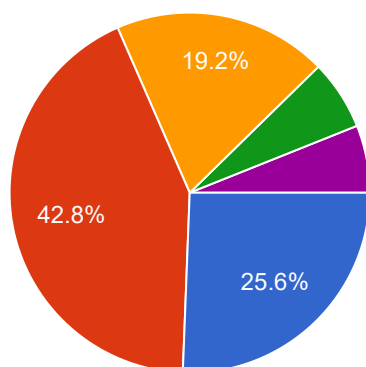


- 4 - Regularly
- 3 - Often
- 2 - Sometimes
- 1 - Rarely
- 0 - Never

8. The teaching and mentoring process in your institution facilitates you in cognitive, social and emotional growth.

 Copy

2,741 responses



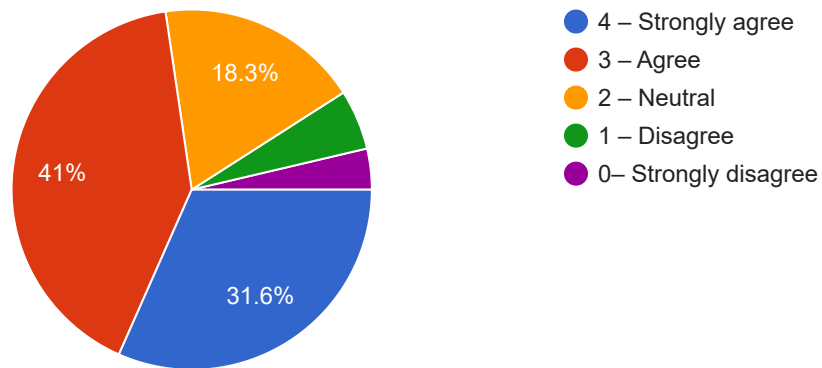
- 4 - Significantly
- 3 - Very well
- 2 - Moderately
- 1 - Marginally
- 0 - Not at all



9. The institution provides multiple opportunities to learn and grow.



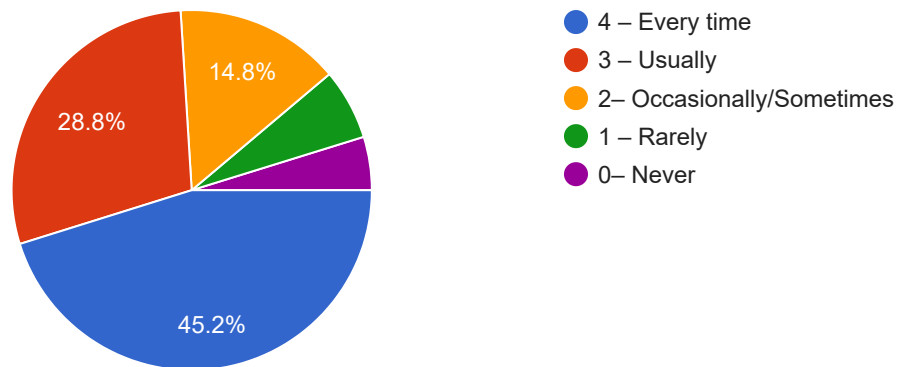
2,748 responses



10. Teachers inform you about your expected competencies, course outcomes and programme outcomes.



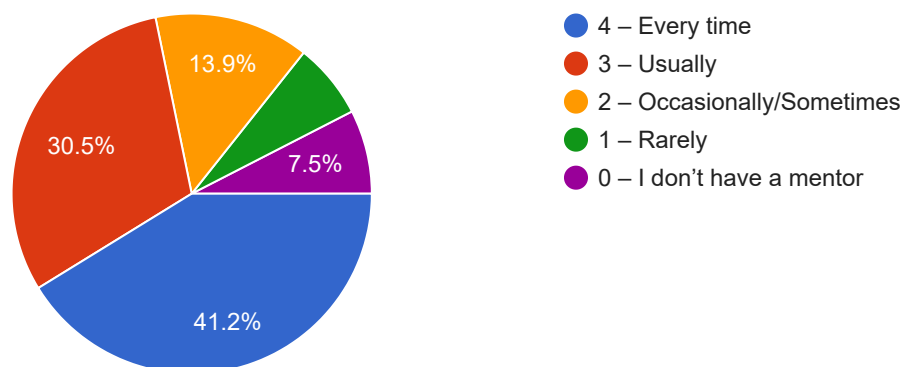
2,736 responses



11. Your mentor does a necessary follow-up with an assigned task to you



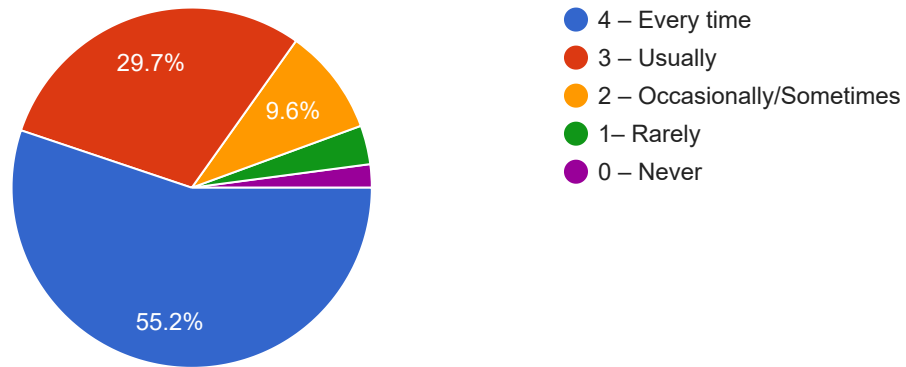
2,717 responses



12. The teachers illustrate the concepts through examples and applications

 Copy

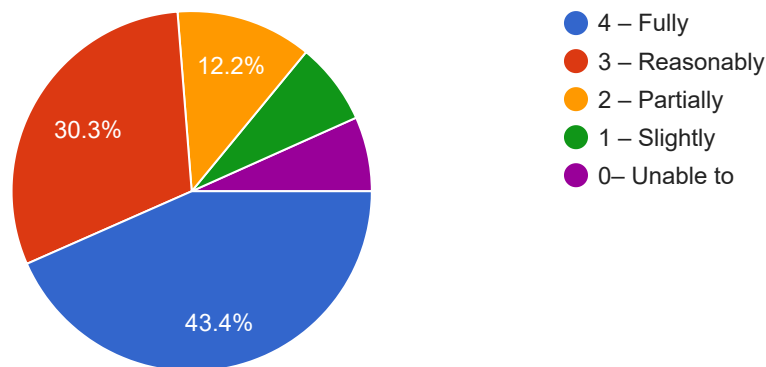
2,723 responses



13. The teachers identify your strengths and encourage you with providing right level of challenges.

 Copy

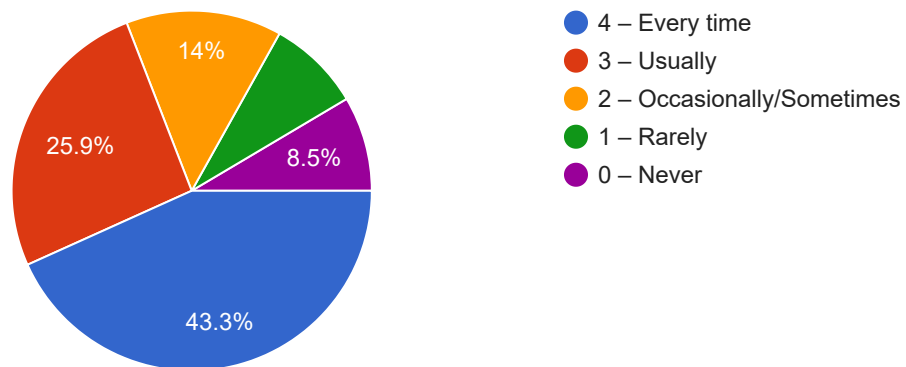
2,719 responses



14. Teachers are able to identify your weaknesses and help you to overcome them

 Copy

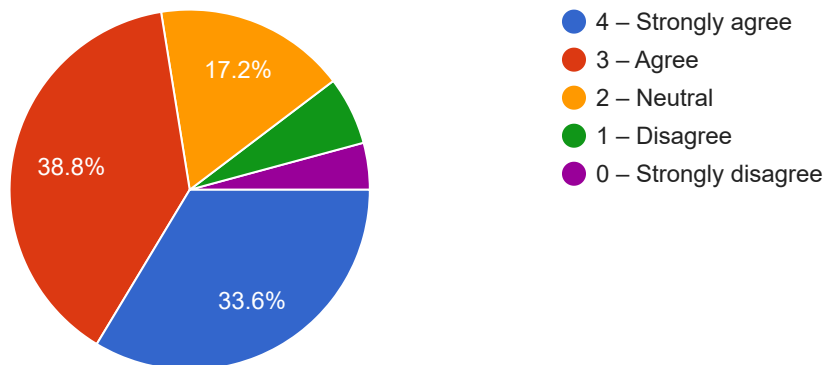
2,723 responses



15. The institution makes effort to engage students in the monitoring, review and continuous quality improvement of the teaching learning process.

 Copy

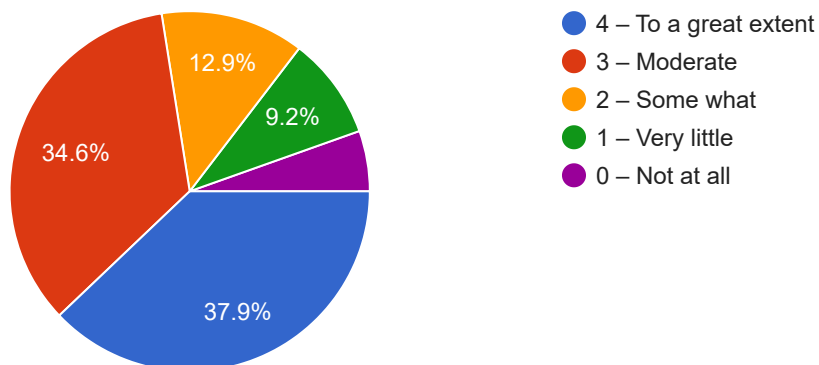
2,712 responses



16. The institute/ teachers use student centric methods, such as experiential learning, participative learning and problem solving methodologies for enhancing learning experiences.

 Copy

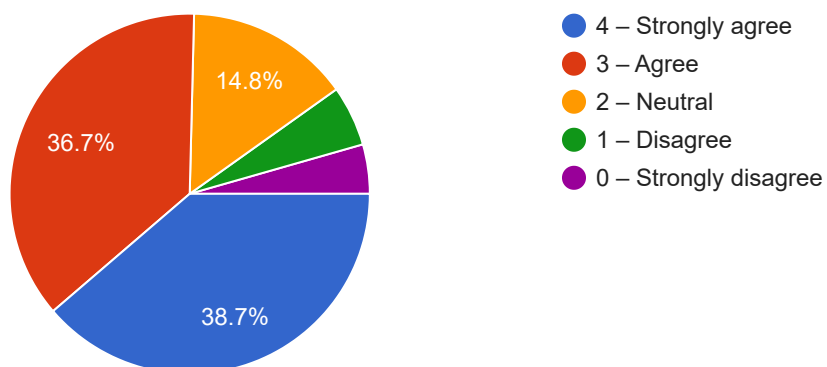
2,705 responses



17. Teachers encourage you to participate in extracurricular activities

 Copy

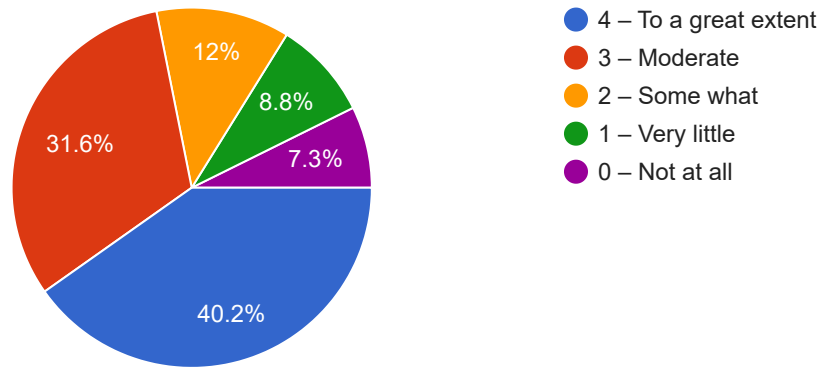
2,710 responses



18. Efforts are made by the institute/ teachers to inculcate soft skills, life skills and employability skills to make you ready for the world of work.

 Copy

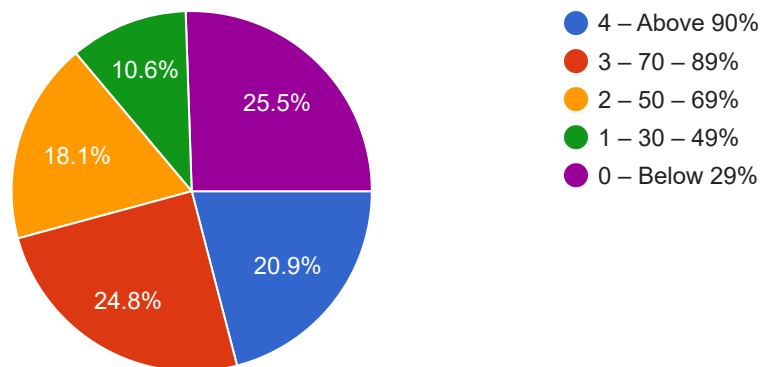
2,693 responses



19. What percentage of teachers use ICT tools such as LCD projector, Multimedia, etc. while teaching.

 Copy

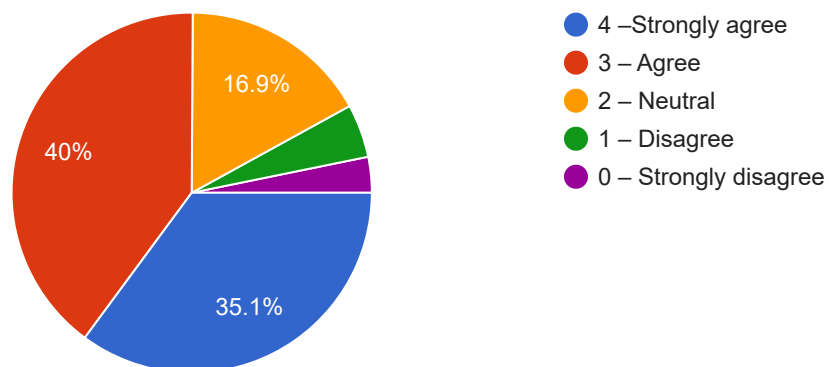
2,702 responses



20. The overall quality of teaching-learning process in your institute is very good.

 Copy

2,714 responses



21. Give three observation / suggestions to improve the overall teaching – learning experience in your institution.

1,383 responses

Good

Very good

Very good

No

Yes

Very well

Excellent

Good

.

Nothing

None

1.

Best

All good

Best

Nil

Very nice

Yes

No suggestions

Excellent

Ok



Good experience

Thanks

Na

Nothing

In my collage almost teachers are guest faciliti

All good

Good teaching

Non

Recent not required any teacher

No

No suggestion

- 1) firstly conduct examination on time so we are not get delayed from national competition exam and we are not forced to take 1 year break between UG nd PG
- 2) Take step to Promote internship and so we get real life experience in field like biotechnology and research
- 3) Conduct personality development session and to improve overall growth and so we are able to compete with market situation.
- 4) please extended library timing so its benefits for students .

Very well

Placement should be done by the college.

Over all good

Agree

excellent

Great

Teacher should be cooperative.

All is well



Use better graphics and visual media to engage students well.

Try to reach every student and ask for their doubts.

Make teaching a two way interaction.

1. The teacher has to use ICT devices like LCD projectors, multimedia etc. while teaching.
2. College should inform students about research work and research papers.

Everything is fine

Everything is good

NA

Very nice

Add more practical Subjects

Practical activities, industrial visit, group projects

Student friendly guidelines (due to COVID) should be implemented for out of state students to reduce their stress.

Regular classes

Every class should be taken

The teaching-learning can be better institutionalized.

na

1. The batch should be different for english medium students and hindi medium students.
2. Sections should be divided into 50 students each.
3. Practical knowledge and online resources should be available.
4. Teachers should regularly take class.
5. Teachers should help students with there problems related to practical work, queries, etc.



- 1.Regular classes
2. Proper communication
3. Proper methods of practicals

One is make opportunity for students

Second developed skill

Third is supportive nature

To have projectors so techers can teach from power point Presentation.



Please teach eng. In hindi words.

Should increase faculty of teaching, more field visit, healthy environment

Field work, co curricular are missing

very will

First let's explain the basic thing first, Make sure to do revision one day in the second week , encourage weak children

Once a little attention should be given on the college faculty, attention on facilities provided to students, and opportunities for cultural and outdoor activities

Teachers should ask to every student

बहुत अच्छा

Sports Pti sir improve behaviour himself for new year students and help them kindlyway. That's all !

Class room activities like group discussions must be inculcated.
Regular written and oral tests must be taken.

1. Class me bacho ko durr dur bithayee
2. bahar bete bacho ko bhi date taki wo class me aaye or padai kare
3. ho skte tab tak hindi or English dono me bataye

1. Discipline must be strictly maintained in terms of lecture delivered by teachers and self study by students.
2. Teachers are expected to help and cooperate with students so that student could frankly ask thier doubts because its usually seen that teachers in higher education are less friendly (although in my college, there is no such problem)
3. The most important point is that teaching learning process can't be enhanced only by one sided efforts and improvements ; it is the effort from all sides, whether it is institution or teacher or student, that can surely improve the teaching experience for teachers and learning experience for students.

Fild visit ke avsaro ko bdhava diya jae. shekshnik braman pr le jaya jae.

DROPADI meghwal

- 1 - improvement in Extra curricular activities
- 2-encourage student s to ask questions
- 3-conduct Debates and seminars for students it will helps in improve their self confidence .

1. Regular classes
2. Teach from biginning



3. Improvement in student weakness are required.

- 1.i am glad to be a part of this mlsu family
2. Teaching staff is very talented and supportive .
- 3.quality of teaching is very good i am very impressed .

- 1 class rooms furniture was changing
- 2 culture and motivation program's are more organised
- 3 well every thing is good and perfect 👍

Fully satisfied learning with fully good environment.overall there were such a great teachers they always encourage us and always teach us good lessons.

Physical activities should be involved

Campus placement

- 1 class rooms furniture was changing
- 2 culture and motivation program's are more organised
- 3 well every thing is good and perfect 👍

All is well.

- 1.A certain flow of teaching should be maintained by all the teachers .
- 2.All the students must be treated as equals.
- 3.Students could be encouraged more for their efforts.

Teachers should be easily vocational to every student from different languages.

Teacher not joined class to teach always scoler cum and practical only in campus .
Teacher says that work on other university and college.
So not completely teaching in institute all materials is vast material provided to practical

There needs to be a huge change in everything

- 1.Teachers used to solve every doubt of students.
- 2.Teachers may explain the topic through flowsheet and diagrammatic flow chat.
- 3.Parent-teacher meeting can be held on suitable time.

Change the all staff and way of education and courses

Firstly by giving utmost time to the students
Secondly they themselves have to be clear about the topic
Thirdly they should even focus on students future and to help and know them about the competitive exams soo that they can achieve higher goals

Every thing is good.



Social at school promotion of vocational education providing inclusive security at all levels

Make sure your students are complete comfortable with you

Understand student problem dont judge without knowing reason behind

- 1.video or graphical representation for teaching
2. Outdoor activities for learning
3. Practical application of what we are learning

We need well qualified and experienced faculty, can provide labs for practical, more effective classes.

1. Attendance should compulsory because students are not coming. Professors should take all lecture.
2. Institutions should pass only those students who really eligible.
3. Decorum should be manage in College.

Teachers don't take classes properly ,sometimes they bunk classes while having in college and they don't inform students about their leave before next class, students keep to wait in class and they neither come nor inform.Thank You

- 1.Social activity
- 2.
- 2.

all guest faculties change frequently , no experiment learning , no support to students who are good in extra co curricular activity highly disappointed

- 1.Use better graphics and visual media to engage students well
- 2.Try to reach every student
- 3.interaction

early conduct even semester examination. students can not do in internship . because university conduct examination in june .

1,108 more responses are hidden

This content is neither created nor endorsed by Google. [Report Abuse](#) - [Terms of Service](#) - [Privacy Policy](#).

Google Forms





Teacher			Phase/Effect on the 82 Age			College Name			Session			Gender			What degree program?			What subject area?			How well do you apply it?			How well do the teachers?			How well do the students?			How well do the teachers?			The teachers' approach?			Extends to the interest?			How well do you perform?			The students learn about...			The teachers' own work...			The teachers' own work...			10. Teachers inform you...			Your mentor goes to 12...			The teachers discuss...			The teachers identify...			16. Teachers are on...			The teachers discuss...			18. Effect on the 82...			What percentage of 82?			The overall quality of 82...			Open three observations...			Suggestions to improve our teaching...			Learning experience for you...																																																																																																			
07/01/2022	07/02/2022	07/03/2022	07/04/2022	07/05/2022	07/06/2022	07/07/2022	07/08/2022	07/09/2022	07/10/2022	07/11/2022	07/12/2022	07/13/2022	07/14/2022	07/15/2022	07/16/2022	07/17/2022	07/18/2022	07/19/2022	07/20/2022	07/21/2022	07/22/2022	07/23/2022	07/24/2022	07/25/2022	07/26/2022	07/27/2022	07/28/2022	07/29/2022	07/30/2022	07/31/2022	08/01/2022	08/02/2022	08/03/2022	08/04/2022	08/05/2022	08/06/2022	08/07/2022	08/08/2022	08/09/2022	08/10/2022	08/11/2022	08/12/2022	08/13/2022	08/14/2022	08/15/2022	08/16/2022	08/17/2022	08/18/2022	08/19/2022	08/20/2022	08/21/2022	08/22/2022	08/23/2022	08/24/2022	08/25/2022	08/26/2022	08/27/2022	08/28/2022	08/29/2022	08/30/2022	08/31/2022	09/01/2022	09/02/2022	09/03/2022	09/04/2022	09/05/2022	09/06/2022	09/07/2022	09/08/2022	09/09/2022	09/10/2022	09/11/2022	09/12/2022	09/13/2022	09/14/2022	09/15/2022	09/16/2022	09/17/2022	09/18/2022	09/19/2022	09/20/2022	09/21/2022	09/22/2022	09/23/2022	09/24/2022	09/25/2022	09/26/2022	09/27/2022	09/28/2022	09/29/2022	09/30/2022	10/01/2022	10/02/2022	10/03/2022	10/04/2022	10/05/2022	10/06/2022	10/07/2022	10/08/2022	10/09/2022	10/10/2022	10/11/2022	10/12/2022	10/13/2022	10/14/2022	10/15/2022	10/16/2022	10/17/2022	10/18/2022	10/19/2022	10/20/2022	10/21/2022	10/22/2022	10/23/2022	10/24/2022	10/25/2022	10/26/2022	10/27/2022	10/28/2022	10/29/2022	10/30/2022	10/31/2022	11/01/2022	11/02/2022	11/03/2022	11/04/2022	11/05/2022	11/06/2022	11/07/2022	11/08/2022	11/09/2022	11/10/2022	11/11/2022	11/12/2022	11/13/2022	11/14/2022	11/15/2022	11/16/2022	11/17/2022	11/18/2022	11/19/2022	11/20/2022	11/21/2022	11/22/2022	11/23/2022	11/24/2022	11/25/2022	11/26/2022	11/27/2022	11/28/2022	11/29/2022	11/30/2022	12/01/2022	12/02/2022	12/03/2022	12/04/2022	12/05/2022	12/06/2022	12/07/2022	12/08/2022	12/09/2022	12/10/2022	12/11/2022	12/12/2022	12/13/2022	12/14/2022	12/15/2022	12/16/2022	12/17/2022	12/18/2022	12/19/2022	12/20/2022	12/21/2022	12/22/2022	12/23/2022	12/24/2022	12/25/2022	12/26/2022	12/27/2022	12/28/2022	12/29/2022	12/30/2022	12/31/2022

Year/Quarter	Program Name	Level	Teacher	3	4	5	6	7	8	9	10	11	12	13	14	15	16	17	18	19	20	21	22	23	24	25	26	27	28	29	30	31	32	33	34	35	36	37	38	39	40	41	42	43	44	45	46	47	48	49	50	51	52	53	54	55	56	57	58	59	60	61	62	63	64	65	66	67	68	69	70	71	72	73	74	75	76	77	78	79	80	81	82	83	84	85	86	87	88	89	90	91	92	93	94	95	96	97	98	99	100
2019-2020 1Q 14-16	21 Colgate Name	Senior	Gender	3	4	5	6	7	8	9	10	11	12	13	14	15	16	17	18	19	20	21	22	23	24	25	26	27	28	29	30	31	32	33	34	35	36	37	38	39	40	41	42	43	44	45	46	47	48	49	50	51	52	53	54	55	56	57	58	59	60	61	62	63	64	65	66	67	68	69	70	71	72	73	74	75	76	77	78	79	80	81	82	83	84	85	86	87	88	89	90	91	92	93	94	95	96	97	98	99	100
2019-2020 1Q 14-16	21 Colgate Name	Senior	Gender	3	4	5	6	7	8	9	10	11	12	13	14	15	16	17	18	19	20	21	22	23	24	25	26	27	28	29	30	31	32	33	34	35	36	37	38	39	40	41	42	43	44	45	46	47	48	49	50	51	52	53	54	55	56	57	58	59	60	61	62	63	64	65	66	67	68	69	70	71	72	73	74	75	76	77	78	79	80	81	82	83	84	85	86	87	88	89	90	91	92	93	94	95	96	97	98	99	100
2019-2020 1Q 14-16	21 Colgate Name	Senior	Gender	3	4	5	6	7	8	9	10	11	12	13	14	15	16	17	18	19	20	21	22	23	24	25	26	27	28	29	30	31	32	33	34	35	36	37	38	39	40	41	42	43	44	45	46	47	48	49	50	51	52	53	54	55	56	57	58	59	60	61	62	63	64	65	66	67	68	69	70	71	72	73	74	75	76	77	78	79	80	81	82	83	84	85	86	87	88	89	90	91	92	93	94	95	96	97	98	99	100

Learning Objectives					Performance Indicators		Assessment		Alignment		Cross-Curricular Connections		Cross-Curricular Connections		Cross-Curricular Connections		Cross-Curricular Connections		Cross-Curricular Connections		Cross-Curricular Connections		Cross-Curricular Connections	
Item ID	Item Name	Year	Grade	Subject	Standard	Indicator	Indicator	Indicator	Indicator	Indicator	Indicator	Indicator	Indicator	Indicator	Indicator	Indicator	Indicator	Indicator	Indicator	Indicator	Indicator	Indicator	Indicator	
ET010002 18.02.08.24	Physics Honors the IB/AP	Yes	12	Science	18.02.08.24	18.02.08.24	18.02.08.24	18.02.08.24	18.02.08.24	18.02.08.24	18.02.08.24	18.02.08.24	18.02.08.24	18.02.08.24	18.02.08.24	18.02.08.24	18.02.08.24	18.02.08.24	18.02.08.24	18.02.08.24	18.02.08.24	18.02.08.24	18.02.08.24	18.02.08.24
ET010002 18.02.09.24	Physics Honors the IB/AP	Yes	12	Science	18.02.09.24	18.02.09.24	18.02.09.24	18.02.09.24	18.02.09.24	18.02.09.24	18.02.09.24	18.02.09.24	18.02.09.24	18.02.09.24	18.02.09.24	18.02.09.24	18.02.09.24	18.02.09.24	18.02.09.24	18.02.09.24	18.02.09.24	18.02.09.24	18.02.09.24	18.02.09.24
ET010002 18.02.10.24	Physics Honors the IB/AP	Yes	12	Science	18.02.10.24	18.02.10.24	18.02.10.24	18.02.10.24	18.02.10.24	18.02.10.24	18.02.10.24	18.02.10.24	18.02.10.24	18.02.10.24	18.02.10.24	18.02.10.24	18.02.10.24	18.02.10.24	18.02.10.24	18.02.10.24	18.02.10.24	18.02.10.24	18.02.10.24	18.02.10.24
ET010002 18.02.11.24	Physics Honors the IB/AP	Yes	12	Science	18.02.11.24	18.02.11.24	18.02.11.24	18.02.11.24	18.02.11.24	18.02.11.24	18.02.11.24	18.02.11.24	18.02.11.24	18.02.11.24	18.02.11.24	18.02.11.24	18.02.11.24	18.02.11.24	18.02.11.24	18.02.11.24	18.02.11.24	18.02.11.24	18.02.11.24	18.02.11.24

Year	Phase	Class	Age	College Name	Section	Gender	1	2	3	4	5	6	7	8	9	10	11	12	13	14	15	16	17	18	19	20	21	22	23	24	25	26	27	28	29	30	31	32	33	34	35	36	37	38	39	40	41	42	43	44	45	46	47	48	49	50	51	52	53	54	55	56	57	58	59	60	61	62	63	64	65	66	67	68	69	70	71	72	73	74	75	76	77	78	79	80	81	82	83	84	85	86	87	88	89	90	91	92	93	94	95	96	97	98	99	100	
2010	01010002	101	18	University of California San Diego	2010-12	Female	Master's	Science	2-10 to 50%	3- Satisfactorily	4- Above average	5- Very good	6- Above bar	7- Excellent	8- Outstanding/Summit	9- Excellent	10- Very well	11- Above	12- Above	13- Above	14- Above	15- Above	16- Above	17- Above	18- Above	19- Above	20- Above	21- Above	22- Above	23- Above	24- Above	25- Above	26- Above	27- Above	28- Above	29- Above	30- Above	31- Above	32- Above	33- Above	34- Above	35- Above	36- Above	37- Above	38- Above	39- Above	40- Above	41- Above	42- Above	43- Above	44- Above	45- Above	46- Above	47- Above	48- Above	49- Above	50- Above	51- Above	52- Above	53- Above	54- Above	55- Above	56- Above	57- Above	58- Above	59- Above	60- Above	61- Above	62- Above	63- Above	64- Above	65- Above	66- Above	67- Above	68- Above	69- Above	70- Above	71- Above	72- Above	73- Above	74- Above	75- Above	76- Above	77- Above	78- Above	79- Above	80- Above	81- Above	82- Above	83- Above	84- Above	85- Above	86- Above	87- Above	88- Above	89- Above	90- Above	91- Above	92- Above	93- Above	94- Above	95- Above	96- Above	97- Above	98- Above	99- Above	100- Above
2010	01010002	101	18	University of California San Diego	2010-12	Female	Master's	Science	2-10 to 50%	3- Satisfactorily	4- Above average	5- Very good	6- Above bar	7- Excellent	8- Outstanding/Summit	9- Excellent	10- Very well	11- Above	12- Above	13- Above	14- Above	15- Above	16- Above	17- Above	18- Above	19- Above	20- Above	21- Above	22- Above	23- Above	24- Above	25- Above	26- Above	27- Above	28- Above	29- Above	30- Above	31- Above	32- Above	33- Above	34- Above	35- Above	36- Above	37- Above	38- Above	39- Above	40- Above	41- Above	42- Above	43- Above	44- Above	45- Above	46- Above	47- Above	48- Above	49- Above	50- Above	51- Above	52- Above	53- Above	54- Above	55- Above	56- Above	57- Above	58- Above	59- Above	60- Above	61- Above	62- Above	63- Above	64- Above	65- Above	66- Above	67- Above	68- Above	69- Above	70- Above	71- Above	72- Above	73- Above	74- Above	75- Above	76- Above	77- Above	78- Above	79- Above	80- Above	81- Above	82- Above	83- Above	84- Above	85- Above	86- Above	87- Above	88- Above	89- Above	90- Above	91- Above	92- Above	93- Above	94- Above	95- Above	96- Above	97- Above	98- Above	99- Above	100- Above
2010	01010002	101	18	University of California San Diego	2010-12	Female	Master's	Science	2-10 to 50%	3- Satisfactorily	4- Above average	5- Very good	6- Above bar	7- Excellent	8- Outstanding/Summit	9- Excellent	10- Very well	11- Above	12- Above	13- Above	14- Above	15- Above	16- Above	17- Above	18- Above	19- Above	20- Above	21- Above	22- Above	23- Above	24- Above	25- Above	26- Above	27- Above	28- Above	29- Above	30- Above	31- Above	32- Above	33- Above	34- Above	35- Above	36- Above	37- Above	38- Above	39- Above	40- Above	41- Above	42- Above	43- Above	44- Above	45- Above	46- Above	47- Above	48- Above	49- Above	50- Above	51- Above	52- Above	53- Above	54- Above	55- Above	56- Above	57- Above	58- Above	59- Above	60- Above	61- Above	62- Above	63- Above	64- Above	65- Above	66- Above	67- Above	68- Above	69- Above	70- Above	71- Above	72- Above	73- Above	74- Above	75- Above	76- Above	77- Above	78- Above	79- Above	80- Above	81- Above	82- Above	83- Above	84- Above	85- Above	86- Above	87- Above	88- Above	89- Above	90- Above	91- Above	92- Above	93- Above	94- Above	95- Above	96- Above	97- Above	98- Above	99- Above	100- Above

Term/Year	Program	College Name	Section	Gender	1) What are your goals? (What subject areas)	2) How do you study? (What subject areas)	3) How do you apply? (What subject areas)	4) How do you learn? (What subject areas)	5) How do you manage? (What subject areas)	6) How do you work? (What subject areas)	7) How do you relate? (What subject areas)	8) How do you think? (What subject areas)	9) How do you feel? (What subject areas)	10) How do you act? (What subject areas)	11) How do you communicate? (What subject areas)	12) How do you resolve? (What subject areas)	13) How do you create? (What subject areas)	14) How do you evaluate? (What subject areas)	15) How do you improve? (What subject areas)	16) How do you reflect? (What subject areas)	17) How do you grow? (What subject areas)	18) How do you lead? (What subject areas)	19) How do you follow? (What subject areas)	20) How do you inspire? (What subject areas)	21) How do you challenge? (What subject areas)	22) How do you support? (What subject areas)	23) How do you encourage? (What subject areas)	24) How do you help? (What subject areas)	25) How do you assist? (What subject areas)	26) How do you guide? (What subject areas)	27) How do you direct? (What subject areas)	28) How do you command? (What subject areas)	29) How do you control? (What subject areas)	30) How do you influence? (What subject areas)	31) How do you persuade? (What subject areas)	32) How do you convince? (What subject areas)	33) How do you inform? (What subject areas)	34) How do you educate? (What subject areas)	35) How do you enlighten? (What subject areas)	36) How do you enlighten? (What subject areas)								
07/01/2022 to 08/31/2022	Prepares for the IB/AP	15 Colony Ave	Section	Male	1 - 100%	1 - 100%	1 - 100%	1 - 100%	1 - 100%	1 - 100%	1 - 100%	1 - 100%	1 - 100%	1 - 100%	1 - 100%	1 - 100%	1 - 100%	1 - 100%	1 - 100%	1 - 100%	1 - 100%	1 - 100%	1 - 100%	1 - 100%	1 - 100%	1 - 100%	1 - 100%	1 - 100%	1 - 100%	1 - 100%	1 - 100%	1 - 100%	1 - 100%	1 - 100%	1 - 100%	1 - 100%	1 - 100%	1 - 100%	1 - 100%	1 - 100%	1 - 100%	1 - 100%						
07/01/2022 to 08/31/2022	IB/AP	15 Colony Ave	Section	Male	1 - 100%	1 - 100%	1 - 100%	1 - 100%	1 - 100%	1 - 100%	1 - 100%	1 - 100%	1 - 100%	1 - 100%	1 - 100%	1 - 100%	1 - 100%	1 - 100%	1 - 100%	1 - 100%	1 - 100%	1 - 100%	1 - 100%	1 - 100%	1 - 100%	1 - 100%	1 - 100%	1 - 100%	1 - 100%	1 - 100%	1 - 100%	1 - 100%	1 - 100%	1 - 100%	1 - 100%	1 - 100%	1 - 100%	1 - 100%	1 - 100%	1 - 100%	1 - 100%	1 - 100%	1 - 100%	1 - 100%				
07/01/2022 to 08/31/2022	IB/AP	15 Colony Ave	Section	Male	1 - 100%	1 - 100%	1 - 100%	1 - 100%	1 - 100%	1 - 100%	1 - 100%	1 - 100%	1 - 100%	1 - 100%	1 - 100%	1 - 100%	1 - 100%	1 - 100%	1 - 100%	1 - 100%	1 - 100%	1 - 100%	1 - 100%	1 - 100%	1 - 100%	1 - 100%	1 - 100%	1 - 100%	1 - 100%	1 - 100%	1 - 100%	1 - 100%	1 - 100%	1 - 100%	1 - 100%	1 - 100%	1 - 100%	1 - 100%	1 - 100%	1 - 100%	1 - 100%	1 - 100%	1 - 100%	1 - 100%	1 - 100%	1 - 100%	1 - 100%	
07/01/2022 to 08/31/2022	IB/AP	15 Colony Ave	Section	Male	1 - 100%	1 - 100%	1 - 100%	1 - 100%	1 - 100%	1 - 100%	1 - 100%	1 - 100%	1 - 100%	1 - 100%	1 - 100%	1 - 100%	1 - 100%	1 - 100%	1 - 100%	1 - 100%	1 - 100%	1 - 100%	1 - 100%	1 - 100%	1 - 100%	1 - 100%	1 - 100%	1 - 100%	1 - 100%	1 - 100%	1 - 100%	1 - 100%	1 - 100%	1 - 100%	1 - 100%	1 - 100%	1 - 100%	1 - 100%	1 - 100%	1 - 100%	1 - 100%	1 - 100%	1 - 100%	1 - 100%	1 - 100%	1 - 100%	1 - 100%	1 - 100%

Table with columns: Term, Program, Institution, Degree, Major, GPA, and a grid of 20 performance indicators for each major. Includes programs like Bio Science, Business Administration, Computer Science, Criminal Justice, Education, Health Services, History, International Studies, Law, Liberal Arts, Life Science, Mathematics, Music, Nursing, Political Science, Psychology, Public Health, and Theater Arts.

Year	Program	Grade	Number of Applicants	Number of Candidates	Number of Students	Success Rate	Mean Score	25th Percentile	75th Percentile	10th Percentile	90th Percentile	10th-90th Range	25th-75th Range	25th-90th Range	75th-90th Range	Number of Candidates	Number of Students	Success Rate	Mean Score	25th Percentile	75th Percentile	10th Percentile	90th Percentile	10th-90th Range	25th-75th Range	25th-90th Range	75th-90th Range	Number of Candidates	Number of Students	Success Rate	Mean Score	25th Percentile	75th Percentile	10th Percentile	90th Percentile	10th-90th Range	25th-75th Range	25th-90th Range	75th-90th Range	Notes			
2016-17	Physics Honors	10-12	10	10	10	100%	100	95	100	100	100	95-100	95-100	95-100	95-100	10	10	100%	100	95	100	100	100	95-100	95-100	95-100	95-100	10	10	100%	100	95	100	100	100	100	100	100	100	100	100	100	
2017-18	Physics Honors	10-12	10	10	10	100%	100	95	100	100	100	95-100	95-100	95-100	95-100	10	10	100%	100	95	100	100	100	95-100	95-100	95-100	95-100	10	10	100%	100	95	100	100	100	100	100	100	100	100	100	100	
2018-19	Physics Honors	10-12	10	10	10	100%	100	95	100	100	100	95-100	95-100	95-100	95-100	10	10	100%	100	95	100	100	100	95-100	95-100	95-100	95-100	10	10	100%	100	95	100	100	100	100	100	100	100	100	100	100	
2019-20	Physics Honors	10-12	10	10	10	100%	100	95	100	100	100	95-100	95-100	95-100	95-100	10	10	100%	100	95	100	100	100	95-100	95-100	95-100	95-100	10	10	100%	100	95	100	100	100	100	100	100	100	100	100	100	
2020-21	Physics Honors	10-12	10	10	10	100%	100	95	100	100	100	95-100	95-100	95-100	95-100	10	10	100%	100	95	100	100	100	95-100	95-100	95-100	95-100	10	10	100%	100	95	100	100	100	100	100	100	100	100	100	100	
2021-22	Physics Honors	10-12	10	10	10	100%	100	95	100	100	100	95-100	95-100	95-100	95-100	10	10	100%	100	95	100	100	100	95-100	95-100	95-100	95-100	10	10	100%	100	95	100	100	100	100	100	100	100	100	100	100	
2022-23	Physics Honors	10-12	10	10	10	100%	100	95	100	100	100	95-100	95-100	95-100	95-100	10	10	100%	100	95	100	100	100	95-100	95-100	95-100	95-100	10	10	100%	100	95	100	100	100	100	100	100	100	100	100	100	
2023-24	Physics Honors	10-12	10	10	10	100%	100	95	100	100	100	95-100	95-100	95-100	95-100	10	10	100%	100	95	100	100	100	95-100	95-100	95-100	95-100	10	10	100%	100	95	100	100	100	100	100	100	100	100	100	100	

Year	Program	College	Level	Grade	Score	1	2	3	4	5	6	7	8	9	10	11	12	13	14	15	16	17	18	19	20	21	22	23	24	25	26	27	28	29	30	31	32	33	34	35	36	37	38	39	40	41	42	43	44	45	46	47	48	49	50	51	52	53	54	55	56	57	58	59	60	61	62	63	64	65	66	67	68	69	70	71	72	73	74	75	76	77	78	79	80	81	82	83	84	85	86	87	88	89	90	91	92	93	94	95	96	97	98	99	100
2020	14	College	Senior	Gender	5) What aspects of your program are most important to you? 6) How do you feel about your program? 7) How do you feel about your program? 8) How do you feel about your program? 9) How do you feel about your program? 10) How do you feel about your program? 11) How do you feel about your program? 12) How do you feel about your program? 13) How do you feel about your program? 14) How do you feel about your program? 15) How do you feel about your program? 16) How do you feel about your program? 17) How do you feel about your program? 18) How do you feel about your program? 19) How do you feel about your program? 20) How do you feel about your program? 21) How do you feel about your program? 22) How do you feel about your program? 23) How do you feel about your program? 24) How do you feel about your program? 25) How do you feel about your program? 26) How do you feel about your program? 27) How do you feel about your program? 28) How do you feel about your program? 29) How do you feel about your program? 30) How do you feel about your program? 31) How do you feel about your program? 32) How do you feel about your program? 33) How do you feel about your program? 34) How do you feel about your program? 35) How do you feel about your program? 36) How do you feel about your program? 37) How do you feel about your program? 38) How do you feel about your program? 39) How do you feel about your program? 40) How do you feel about your program? 41) How do you feel about your program? 42) How do you feel about your program? 43) How do you feel about your program? 44) How do you feel about your program? 45) How do you feel about your program? 46) How do you feel about your program? 47) How do you feel about your program? 48) How do you feel about your program? 49) How do you feel about your program? 50) How do you feel about your program? 51) How do you feel about your program? 52) How do you feel about your program? 53) How do you feel about your program? 54) How do you feel about your program? 55) How do you feel about your program? 56) How do you feel about your program? 57) How do you feel about your program? 58) How do you feel about your program? 59) How do you feel about your program? 60) How do you feel about your program? 61) How do you feel about your program? 62) How do you feel about your program? 63) How do you feel about your program? 64) How do you feel about your program? 65) How do you feel about your program? 66) How do you feel about your program? 67) How do you feel about your program? 68) How do you feel about your program? 69) How do you feel about your program? 70) How do you feel about your program? 71) How do you feel about your program? 72) How do you feel about your program? 73) How do you feel about your program? 74) How do you feel about your program? 75) How do you feel about your program? 76) How do you feel about your program? 77) How do you feel about your program? 78) How do you feel about your program? 79) How do you feel about your program? 80) How do you feel about your program? 81) How do you feel about your program? 82) How do you feel about your program? 83) How do you feel about your program? 84) How do you feel about your program? 85) How do you feel about your program? 86) How do you feel about your program? 87) How do you feel about your program? 88) How do you feel about your program? 89) How do you feel about your program? 90) How do you feel about your program? 91) How do you feel about your program? 92) How do you feel about your program? 93) How do you feel about your program? 94) How do you feel about your program? 95) How do you feel about your program? 96) How do you feel about your program? 97) How do you feel about your program? 98) How do you feel about your program? 99) How do you feel about your program? 100) How do you feel about your program?																																																																																																				

Year	Program	College Name	Section	Gender	1	2	3	4	5	6	7	8	9	10	11	12	13	14	15	16	17	18	19	20	21	22	23	24	25	26	27	28	29	30	31	32	33	34	35	36	37	38	39	40	41	42	43	44	45	46	47	48	49	50	51	52	53	54	55	56	57	58	59	60	61	62	63	64	65	66	67	68	69	70	71	72	73	74	75	76	77	78	79	80	81	82	83	84	85	86	87	88	89	90	91	92	93	94	95	96	97	98	99	100	
19/01/2022	Programs that are the 80% Age	18	18	Female	Science	4 - 85% 100%	2 - 85% 100%	3 - 85% 100%	4 - 85% 100%	5 - 85% 100%	6 - 85% 100%	7 - 85% 100%	8 - 85% 100%	9 - 85% 100%	10 - 85% 100%	11 - 85% 100%	12 - 85% 100%	13 - 85% 100%	14 - 85% 100%	15 - 85% 100%	16 - 85% 100%	17 - 85% 100%	18 - 85% 100%	19 - 85% 100%	20 - 85% 100%	21 - 85% 100%	22 - 85% 100%	23 - 85% 100%	24 - 85% 100%	25 - 85% 100%	26 - 85% 100%	27 - 85% 100%	28 - 85% 100%	29 - 85% 100%	30 - 85% 100%	31 - 85% 100%	32 - 85% 100%	33 - 85% 100%	34 - 85% 100%	35 - 85% 100%	36 - 85% 100%	37 - 85% 100%	38 - 85% 100%	39 - 85% 100%	40 - 85% 100%	41 - 85% 100%	42 - 85% 100%	43 - 85% 100%	44 - 85% 100%	45 - 85% 100%	46 - 85% 100%	47 - 85% 100%	48 - 85% 100%	49 - 85% 100%	50 - 85% 100%	51 - 85% 100%	52 - 85% 100%	53 - 85% 100%	54 - 85% 100%	55 - 85% 100%	56 - 85% 100%	57 - 85% 100%	58 - 85% 100%	59 - 85% 100%	60 - 85% 100%	61 - 85% 100%	62 - 85% 100%	63 - 85% 100%	64 - 85% 100%	65 - 85% 100%	66 - 85% 100%	67 - 85% 100%	68 - 85% 100%	69 - 85% 100%	70 - 85% 100%	71 - 85% 100%	72 - 85% 100%	73 - 85% 100%	74 - 85% 100%	75 - 85% 100%	76 - 85% 100%	77 - 85% 100%	78 - 85% 100%	79 - 85% 100%	80 - 85% 100%	81 - 85% 100%	82 - 85% 100%	83 - 85% 100%	84 - 85% 100%	85 - 85% 100%	86 - 85% 100%	87 - 85% 100%	88 - 85% 100%	89 - 85% 100%	90 - 85% 100%	91 - 85% 100%	92 - 85% 100%	93 - 85% 100%	94 - 85% 100%	95 - 85% 100%	96 - 85% 100%	97 - 85% 100%	98 - 85% 100%	99 - 85% 100%	100 - 85% 100%
19/01/2022	18	18	Female	Science	4 - 85% 100%	2 - 85% 100%	3 - 85% 100%	4 - 85% 100%	5 - 85% 100%	6 - 85% 100%	7 - 85% 100%	8 - 85% 100%	9 - 85% 100%	10 - 85% 100%	11 - 85% 100%	12 - 85% 100%	13 - 85% 100%	14 - 85% 100%	15 - 85% 100%	16 - 85% 100%	17 - 85% 100%	18 - 85% 100%	19 - 85% 100%	20 - 85% 100%	21 - 85% 100%	22 - 85% 100%	23 - 85% 100%	24 - 85% 100%	25 - 85% 100%	26 - 85% 100%	27 - 85% 100%	28 - 85% 100%	29 - 85% 100%	30 - 85% 100%	31 - 85% 100%	32 - 85% 100%	33 - 85% 100%	34 - 85% 100%	35 - 85% 100%	36 - 85% 100%	37 - 85% 100%	38 - 85% 100%	39 - 85% 100%	40 - 85% 100%	41 - 85% 100%	42 - 85% 100%	43 - 85% 100%	44 - 85% 100%	45 - 85% 100%	46 - 85% 100%	47 - 85% 100%	48 - 85% 100%	49 - 85% 100%	50 - 85% 100%	51 - 85% 100%	52 - 85% 100%	53 - 85% 100%	54 - 85% 100%	55 - 85% 100%	56 - 85% 100%	57 - 85% 100%	58 - 85% 100%	59 - 85% 100%	60 - 85% 100%	61 - 85% 100%	62 - 85% 100%	63 - 85% 100%	64 - 85% 100%	65 - 85% 100%	66 - 85% 100%	67 - 85% 100%	68 - 85% 100%	69 - 85% 100%	70 - 85% 100%	71 - 85% 100%	72 - 85% 100%	73 - 85% 100%	74 - 85% 100%	75 - 85% 100%	76 - 85% 100%	77 - 85% 100%	78 - 85% 100%	79 - 85% 100%	80 - 85% 100%	81 - 85% 100%	82 - 85% 100%	83 - 85% 100%	84 - 85% 100%	85 - 85% 100%	86 - 85% 100%	87 - 85% 100%	88 - 85% 100%	89 - 85% 100%	90 - 85% 100%	91 - 85% 100%	92 - 85% 100%	93 - 85% 100%	94 - 85% 100%	95 - 85% 100%	96 - 85% 100%	97 - 85% 100%	98 - 85% 100%	99 - 85% 100%	100 - 85% 100%	

Teacher		Please confirm the Ed Age		20	21	22	23	24	25	26	27	28	29	30	31	32	33	34	35	36	37	38	39	40	41	42	43	44	45	46	47	48	49	50	51	52	
	10	10	10	10	10	10	10	10	10	10	10	10	10	10	10	10	10	10	10	10	10	10	10	10	10	10	10	10	10	10	10	10	10	10	10	10	
	11	11	11	11	11	11	11	11	11	11	11	11	11	11	11	11	11	11	11	11	11	11	11	11	11	11	11	11	11	11	11	11	11	11	11	11	11

Tracking	(1) Passes this as a B2 Age	(2) College Name	(3) Session	(4) Gender	(5) Other degree program	(6) What subject area are you	(7) How much of the syllabus did you teach	(8) How well were you taught	(9) The teacher's expressed	(10) Express of the interest	(11) Was your performance?	(12) The rubric was used	(13) The teaching and methods	(14) The rubric was used	(15) Teachers often use it	(16) Your master does it	(17) The teachers' business	(18) The teachers identify	(19) Teachers are able to	(20) The rubric was used	(21) The teacher teachers	(22) Teachers explain	(23) Other items made by	(24) How well percentage of	(25) The overall quality of	(26) One observation / suggestion to improve the current teaching-learning experience in your institution.
12/15/2022	14:43	Yes	21	University of science 2022-23	Female	Science	0-100%	3-Satisfactorily	4-Always effective	2-Very good	3-Other	3-Usually	2-Occasionally/Sometimes	3-Always	4-Every time	3-Usually	3-Usually	4-Every time	3-Usually	3-Usually	3-Always	3-Always	3-70-80%	3-Agree	1-Positive Student exchange program	
12/15/2022	14:43	Yes	24	Maharaja Bhupendra Singh Science 2022-23	Female	Science	0-100%	3-Satisfactorily	4-Always effective	2-Very good	3-Other	3-Usually	2-Occasionally/Sometimes	3-Always	4-Every time	3-Usually	3-Usually	4-Every time	3-Usually	3-Usually	3-Always	3-Always	3-70-80%	3-Agree	1-Positive Student exchange program	
12/15/2022	14:43	Yes	24	Maharaja Bhupendra Singh Science 2022-23	Female	Science	0-100%	3-Satisfactorily	4-Always effective	2-Very good	3-Other	3-Usually	2-Occasionally/Sometimes	3-Always	4-Every time	3-Usually	3-Usually	4-Every time	3-Usually	3-Usually	3-Always	3-Always	3-70-80%	3-Agree	1-Positive Student exchange program	
12/15/2022	14:43	Yes	24	Maharaja Bhupendra Singh Science 2022-23	Female	Science	0-100%	3-Satisfactorily	4-Always effective	2-Very good	3-Other	3-Usually	2-Occasionally/Sometimes	3-Always	4-Every time	3-Usually	3-Usually	4-Every time	3-Usually	3-Usually	3-Always	3-Always	3-70-80%	3-Agree	1-Positive Student exchange program	

- [1] Responder updated this value.
- [2] Responder updated this value.
- [3] Responder updated this value.
- [4] Responder updated this value.
- [5] Responder updated this value.
- [6] Responder updated this value.
- [7] Responder updated this value.
- [8] Responder updated this value.
- [9] Responder updated this value.
- [10] Responder updated this value.
- [11] Responder updated this value.
- [12] Responder updated this value.
- [13] Responder updated this value.
- [14] Responder updated this value.
- [15] Responder updated this value.
- [16] Responder updated this value.
- [17] Responder updated this value.
- [18] Responder updated this value.
- [19] Responder updated this value.
- [20] Responder updated this value.
- [21] Responder updated this value.

[22] Responder updated this value.

[23] Responder updated this value.